

## Wire-wound Chip Power Inductors (CB series)[CBC]

## CBC2012T470M



## ■ Features

- Item Summary  
47 $\mu$ H $\pm$ 20%, 0.12A, 0805/2012 (EIA/JIS)
- Lifecycle Stage  
Mass Production
- Standard packaging quantity (minimum)  
Taping Embossed 3000pcs

## ■ Products characteristics table

Inductance	47 $\mu$ H $\pm$ 20 %
Case Size (EIA/JIS)	0805/2012
Rated Current (max)	0.12 A
Saturation Current (max)	0.12 A
Temperature Rise Current (max)	0.15 A
DC Resistance (max)	7.54 $\Omega$
DC Resistance (typ)	5.8 $\Omega$
LQ Measuring Frequency	2.52 MHz
Self Resonant Frequency (min)	11 MHz
Operating Temp. Range	-40 to +105 $^{\circ}$ C (Including-self-generated heat)
Temperature characteristic (Inductance change)	$\pm$ 35 %
RoHS2 Compliance (10 subst.)	Yes
REACH Compliance (173 subst.)	Yes
Halogen Free	Yes
Soldering	Reflow

## ■ External Dimensions

Dimension L	2.0 $\pm$ 0.2 mm
Dimension W	1.25 $\pm$ 0.2 mm
Dimension T	1.25 $\pm$ 0.2 mm
Dimension e	0.5 $\pm$ 0.2 mm

2017.05.03

The data is reference only. Electrical characteristics vary depending on environment or measurement condition.  
 TAIYO YUDEN reserves the right to make change to the Date at any time without notice.  
 Before making final selection, please check product specification.

Wire-wound Chip Power Inductors (CB series)

CBC2012T470M

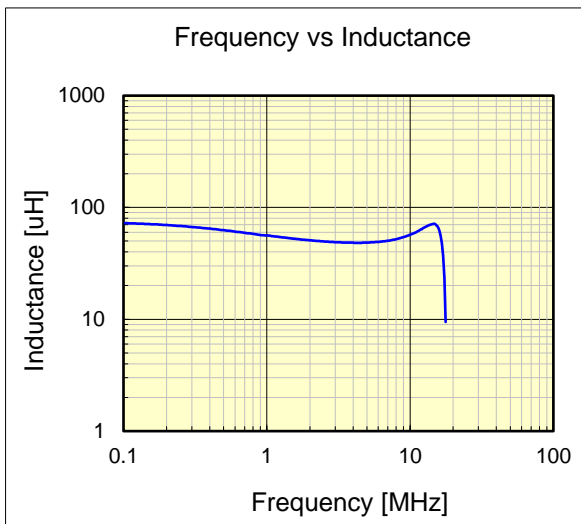
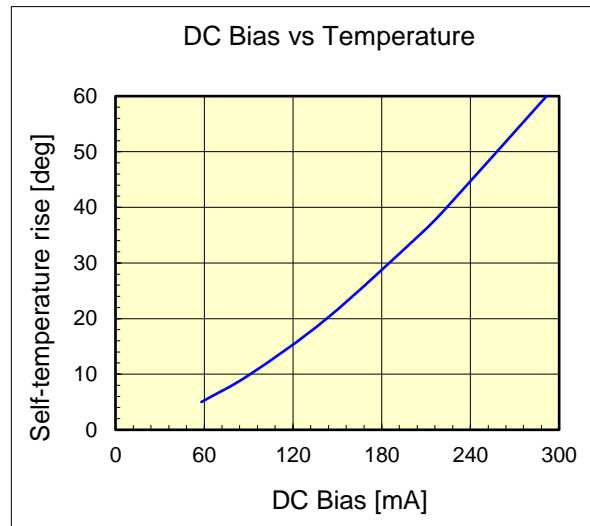
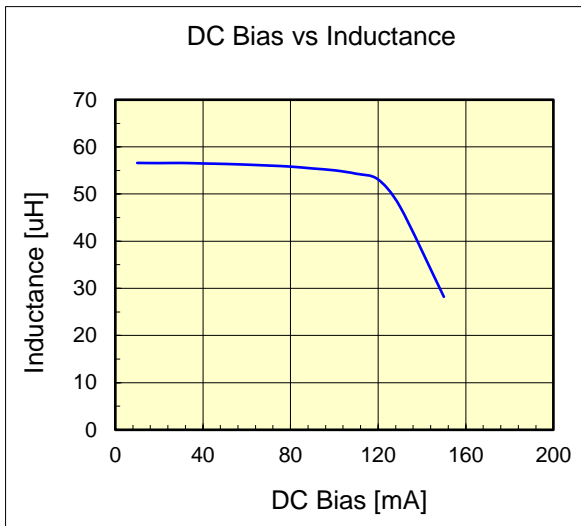


Dimension	unit : mm	unit : inch
Length :	2.0 +/- 0.2	( 0.079 +/- 0.008 )
Width :	1.25 +/- 0.2	( 0.049 +/- 0.008 )
Height :	1.25 +/- 0.2	( 0.049 +/- 0.008 )

Inductance :	47	uH	( test freq at 2.52MHz )
DC Resistance :	5.8 / 7.54	ohm	( typ / max )
Saturation Current :	120	mA	
Temp. rise Current :	150	mA	

Saturation current typical : 30% reduction from initial L value.

Temp rise Current typical : Temperature will rise by 40 deg C



The data is reference only. Electrical characteristics vary depending on environment or measurement condition. TAIYO YUDEN reserves the right to make change to the data at any time without notice. Before making final selection, please check product specification.