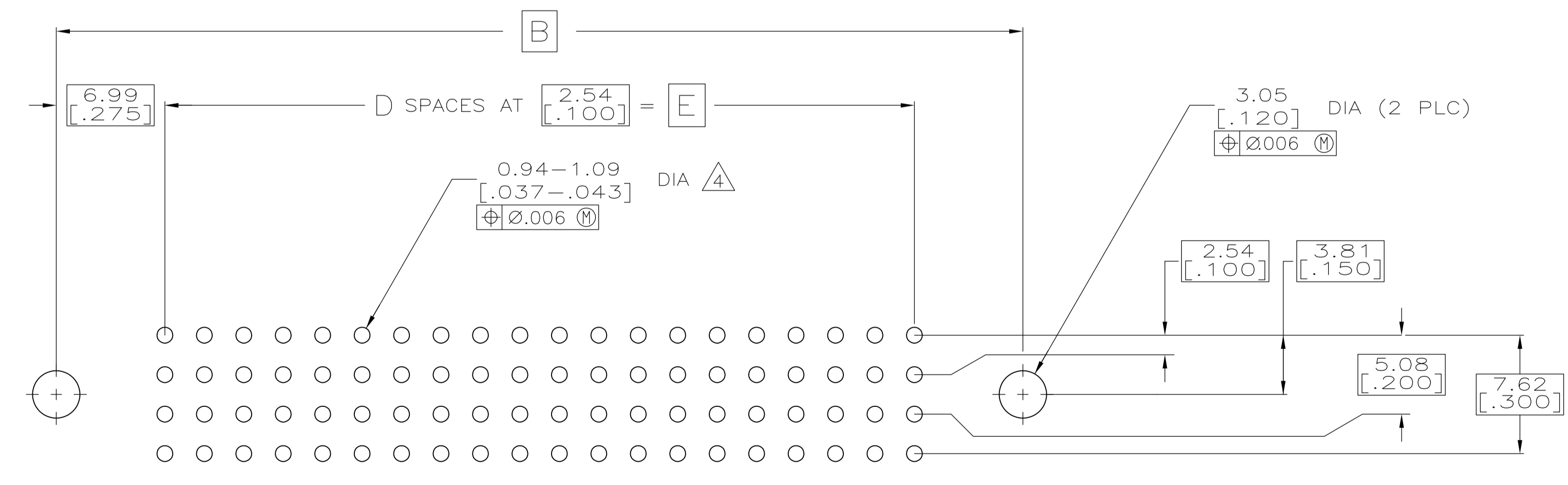
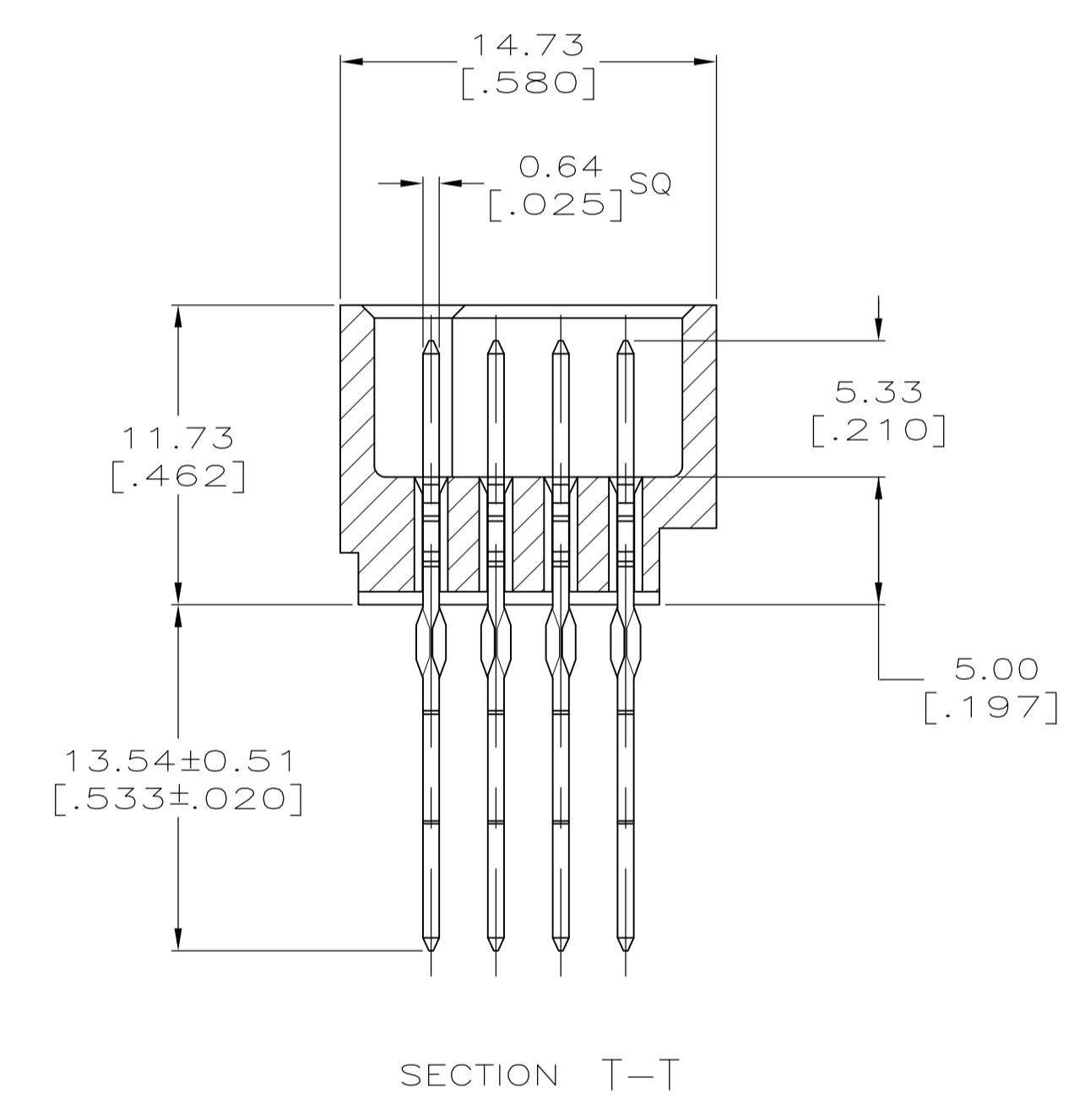
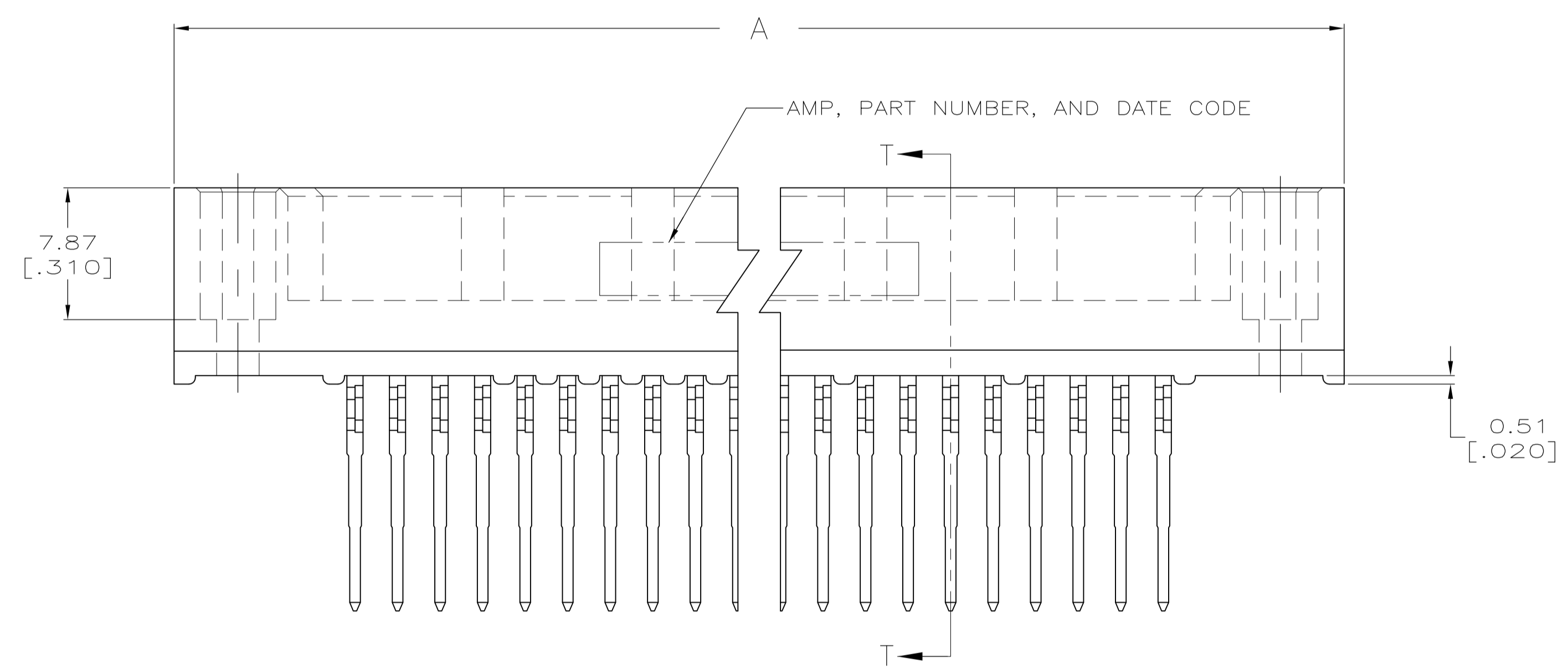
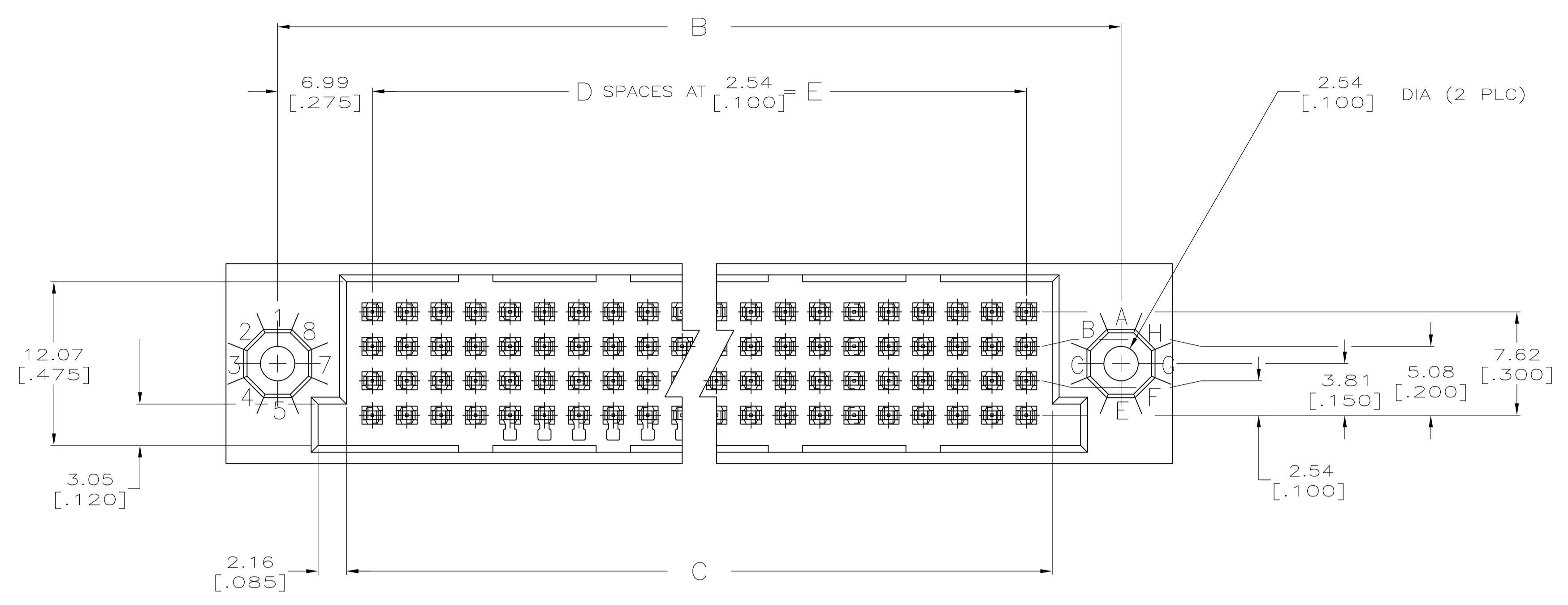


LOC		DIST		REVISIONS			
P	LTR	DESCRIPTION	DATE	DMN	APVD		
L1		REV PER ECO-06-026066	05DEC2006	BC	AS		
L2		REVISED PER ECO-09-021510	12SEP09	KK	AEG		



RECOMMENDED P.C. BOARD LAYOUT

THIS DRAWING IS A CONTROLLED DOCUMENT.		DIN R.K. SEIFRIED 04/09/90	Tyco Electronics Corporation Harrisburg, PA 17105-3608
DIMENSIONS: mm [INCHES]		CHK F. KIBLER 8-17-92	
TOLERANCES UNLESS OTHERWISE SPECIFIED:		APVD	NAME
0 PLC ± -			PRODUCT SPEC
1 PLC ± -			APPLICATION SPEC
2 PLC ± -			
3 PLC ± 0.13 [.005]			
4 PLC ± -			
ANGLES ± -			
MATERIAL	FINISH	WEIGHT	RESTRICTED TO
CUSTOMER DRAWING		SIZE A1	SCALE 4:1
		CAGE CODE 00779	DRAWING NO. 533270
		SHEET 1 OF 2	REV L2

- ① HOUSING MATERIAL: THERMOPLASTIC, COLOR-BLACK.
- ② CONTACT MATERIAL: PHOSPHOR BRONZE.
- ③ CONTACT FINISH: .00127-.00254 [.000050-.000100] NICKEL UNDERPLATE ALL OVER; .00076 [.000030] GOLD PLATE IN CONTACT AREA AND FOR 5.08 [.200] FROM TIP OF WIRE-WRAP POST; GOLD FLASH ON REMAINDER OF POST.
- ④ ACTION PIN POSTS REQUIRE 2.36 [.093] MIN THICK P.C. BOARD. RECOMMENDED P.C. BOARD HOLES ARE 1.151 [.0453] DIA PLATED THRU WITH 0.025-0.076 [.001-.003] COPPER, WITH 0.0076 [.0003] MIN TIN-LEAD PLATING; FINISHED HOLE AFTER PLATING 0.94-1.09 [.037-0.43] DIA.
- ⑤ HOUSINGS WITH CENTER MOUNTING IS RECOMMENDED FOR ASSEMBLIES HAVING 75 CONTACTS PER ROW OR MORE.
- ⑥ OBSOLETE.
- ⑦ OBSOLETE PARTS: OBSOLETE CIS STREAMLINING PER D.RENAUD/D.SINISI

⑤	251.46 [9.900]	-99	255.27 [10.050]	265.43 [10.450]	273.05 [10.750]	400	1-533270-6
⑤	226.06 [8.900]	-89	229.87 [9.050]	240.03 [9.450]	247.65 [9.750]	360	1-533270-5
⑤	213.36 [8.400]	-84	217.17 [8.550]	227.33 [8.950]	234.95 [9.250]	340	1-533270-4
⑤	200.66 [7.900]	-79	204.47 [8.050]	214.63 [8.450]	222.25 [8.750]	320	1-533270-3
⑦ OBSOLETE	187.96 [7.400]	74	191.77 [7.550]	201.93 [7.950]	209.55 [8.250]	300	1-533270-2
⑥	175.26 [6.900]	69	179.07 [7.050]	189.23 [7.450]	196.85 [7.750]	280	1-533270-1
⑥	162.56 [6.400]	64	166.37 [6.550]	176.53 [6.950]	184.15 [7.250]	260	1-533270-0
⑥	149.86 [5.900]	59	153.67 [6.050]	163.83 [6.450]	171.45 [6.750]	240	533270-9
	137.16 [5.400]	54	140.97 [5.550]	151.13 [5.950]	158.75 [6.250]	220	533270-8
	124.46 [4.900]	49	128.27 [5.050]	138.43 [5.450]	146.05 [5.750]	200	533270-7
⑥	111.76 [4.400]	44	115.57 [4.550]	125.73 [4.950]	133.35 [5.250]	180	533270-6
	99.06 [3.900]	39	102.87 [4.050]	113.03 [4.450]	120.65 [4.750]	160	533270-5
⑥	86.36 [3.400]	34	90.17 [3.550]	100.33 [3.950]	107.95 [4.250]	140	533270-4
⑥	78.74 [3.100]	31	82.55 [3.250]	92.71 [3.650]	100.33 [3.950]	128	533270-3
⑥	73.66 [2.900]	29	77.47 [3.050]	87.63 [3.450]	95.25 [3.750]	120	533270-2
⑦ OBSOLETE	60.96 [2.400]	24	64.77 [2.550]	74.93 [2.950]	82.55 [3.250]	100	533270-1
	E	D	C	B	A	POSN	PART NUMBER

THIS DRAWING IS A CONTROLLED DOCUMENT.		DIN R.K. SEIFRIED 04/09/90		Tyco Electronics Corporation	
DIMENSIONS: mm [INCHES]		CHK F. KIBLER 8-17-92		Harrisburg, PA 17105-3608	
TOLERANCES UNLESS OTHERWISE SPECIFIED:		APVD		NAME	
0 PLC ± -	1 PLC ± -	PRODUCT SPEC		HDI, 4 ROW, PIN ASSEMBLY, 13.54 [.533] LONG ACTION PINS, ALL GOLD PLATED POSTS	
2 PLC ± -	3 PLC ± 0.13 [.005]	APPLICATION SPEC		SIZE CAGE CODE DRAWING NO	
4 PLC ± -	ANGLES ± -	WEIGHT		A1 00779 C=533270	
MATERIAL		FINISH		RESTRICTED TO	
CUSTOMER DRAWING		SCALE 4:1		SHEET 2 OF 2 REV 1.2	