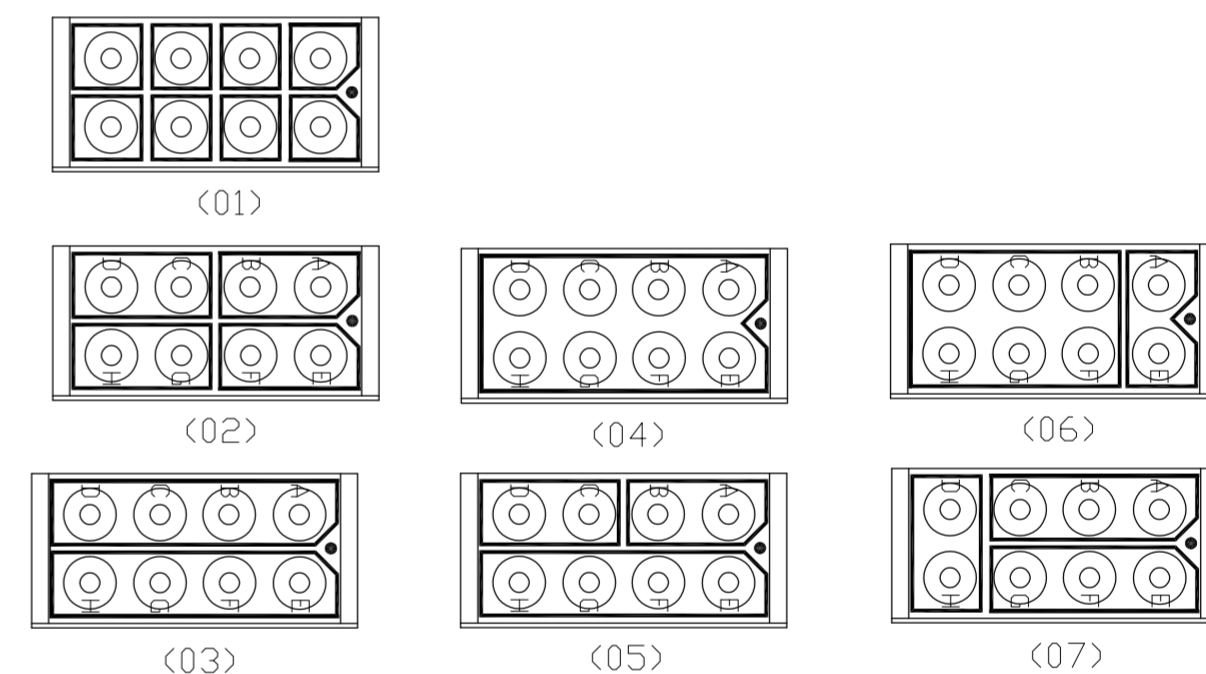
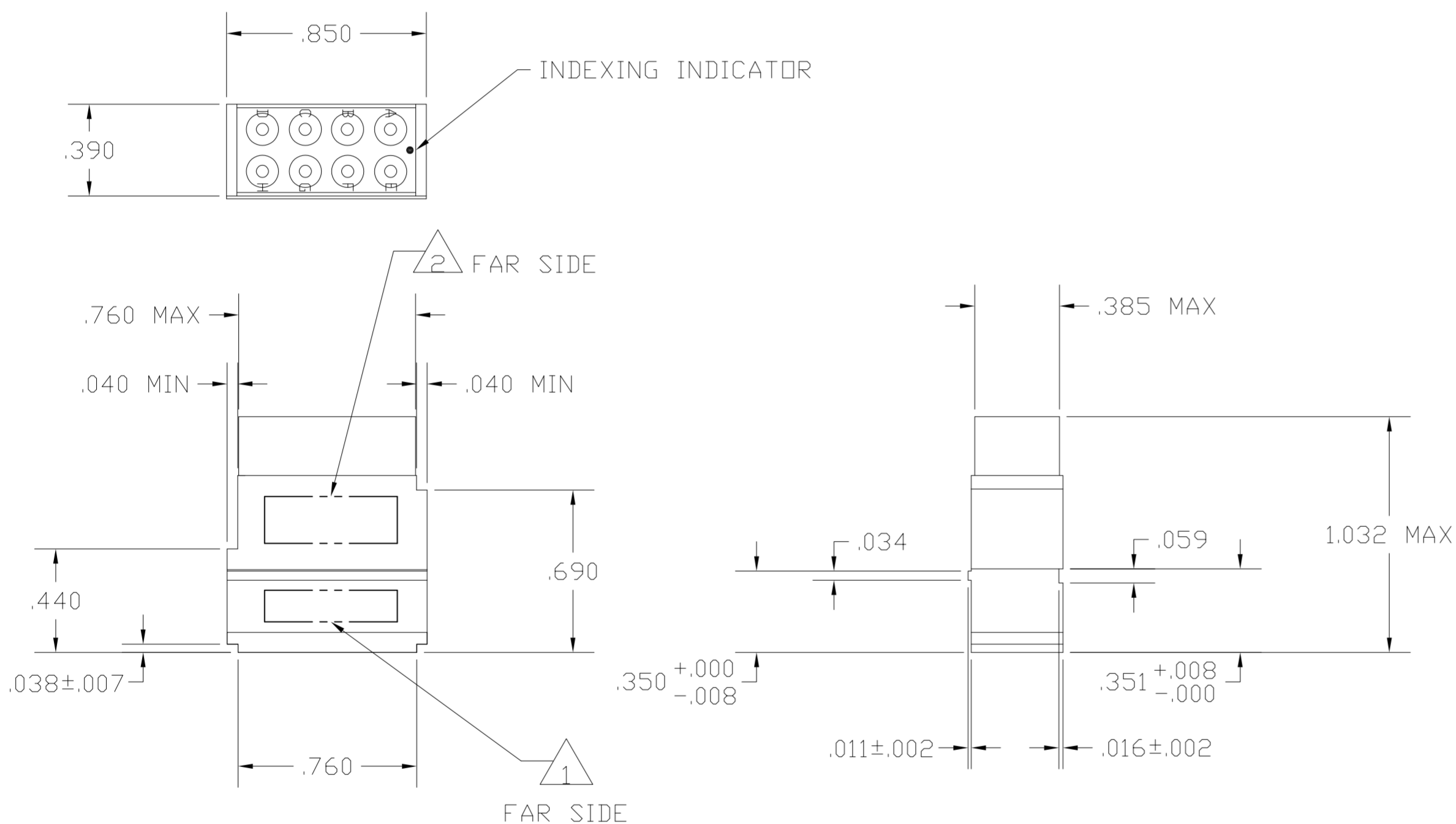


THIS DRAWING IS UNPUBLISHED. RELEASED FOR PUBLICATION , 19

© COPYRIGHT 19 BY AMP INCORPORATED. ALL INTERNATIONAL RIGHTS RESERVED

REVISIONS						
P	F	ZONE	LTR	DESCRIPTION	DATE	APPROVED
			0	RELEASE OF NEW PRODUCT	07/94	-
			A	REV PER 0600-5423-96 JB	10/96	-

DESCRIPTION	MATERIAL	FINISH
MODULE ASSEMBLY	EPOXY: EPIALL 1908-B, 703381-1 OR E-484,703510-1 OR FIBERITE E-8354, 18756-1	COLOR: BLACK
GROMMET	FLUORSILICONE RUBBER MIL-R-25988 40/50	COLOR: BLUE
CONTACT SOCKET	BERYLLIUM COPPER PER ASTM-B194	GOLD PLATE PER MIL-G-45204
RETAINING CLIP	BERYLLIUM COPPER PER ASTM-B194 OR STAINLESS STEEL PER QQ-S-766	NONE
CONTACTS	COPPER ALLOY PER MIL-C-39029/1	GOLD PLATE PER MIL-G-45204
SEALING PLUGS	F.E.P. PER MIL-P-19468	COLOR: BLUE



BUSSING ARRANGEMENTS (3)


- (4) CONTACTS AND SEALING PLUGS ARE PACKAGED SEPARATELY WHEN REQUIRED.
- (3) BUSSING ARRANGEMENT OUTLINE DENOTES INTERNAL ARRANGEMENT OF SOCKET CONTACTS.
- (2) MARK MODULE ASSEMBLY WITH CUSTOMER PART NO., MILITARY PART NO. IF REQUIRED .060 MINIMUM HIGH CHARACTERS AT APPROXIMATE AREA SHOWN.
- (1) MARK MODULE ASSEMBLY WITH "AMP", AMP PART NO. AND DATE CODE .060 MINIMUM HIGH CHARACTERS AT APPROXIMATE AREA SHOWN.

THIS DRAWING IS A CONTROLLED DOCUMENT FOR AMP INCORPORATED. IT IS SUBJECT TO CHANGE AND THE CONTROLLING ENGINEERING ORGANIZATION SHOULD BE CONTACTED FOR THE LATEST REVISION.

DO NOT SCALE PRINT. UNLESS OTHERWISE SPECIFIED DIMENSIONS ARE IN INCHES. TOLERANCES ON: 2 PLC DEC ± .02 3 PLC DEC ± .005 ANGLES ± ---		CONTRACT NO		PART NO	
MATERIAL		DR	T. THOMPSON 07-08-94	AMP INCORPORATED Harrisburg, Pa. 17105	
FINISH		CHK	J. HARMAN 07-08-94		
		APPD	J. HARMAN 07-08-94	NAME	
		APPD	S. WRIGHT 07-08-94	MODULE, FEED-BACK SIZE 16 ASSEMBLY TJ	
		DSGN APPD		SIZE	FSCM NO
		OTHER APPD		C	00779
				DRAWING NO	
				592620	
				SCALE	SHEET
				2 : 1	1 OF 2

REVISIONS						
P	F	ZONE	LTR	DESCRIPTION	DATE	APPROVED
				SEE SHT 1		

								X	X	X	1-592620-3
									X	X	1-592620-2
M81714/3-DC1	X								X	X	1-592620-1
									X	X	1-592620-0
M81714/3-DB2		X							X	X	592620-9
			X						X	X	592620-8
M81714/3-DC2			X						X	X	592620-7
				X					X	X	592620-6
M81714/3-DA1				X					X	X	592620-5
					X				X	X	592620-4
M81714/3-DB1						X			X	X	592620-3
							X		X	X	592620-2
M81714/3-DD1							X		X	X	592620-1
MARKING △ ₂	07 06 05 04 03 02 01						BUSSING ARRANGEMENTS	SEALING PLUG QTY 2 △ ₄	CONTACTS QTY 9 △ ₄	PART NO.	

DO NOT SCALE PRINT. UNLESS OTHERWISE SPECIFIED DIMENSIONS ARE IN INCHES. TOLERANCES ON: 2 PLC DEC ± — 3 PLC DEC ± — ANGLES ± —		CONTRACT NO		 AMP INCORPORATED Harrisburg, Pa. 17105					
MATERIAL		DR T. THOMPSON 07-08-94					NAME MODULE, FEED-BACK SIZE 16 ASSEMBLY TJ		
FINISH		CHK J. HARMAN 07-08-94							
		APPD J. HARMAN 07-08-94		SIZE C	FSCM NO 00779	DRAWING NO 592620			
		DSGN APPD		SCALE 1 : 1		SHEET 2 OF 2			
		OTHER APPD							

THIS DRAWING IS A CONTROLLED DOCUMENT FOR AMP INCORPORATED. IT IS SUBJECT TO CHANGE AND THE CONTROLLING ENGINEERING ORGANIZATION SHOULD BE CONTACTED FOR THE LATEST REVISION.

592620

B

A