NUMBER 69877

PLUG GAGE DIMENSIONS APPLY WHEN TOOL IS BOTTOMED BUT NOT UNDER PRESSURE.

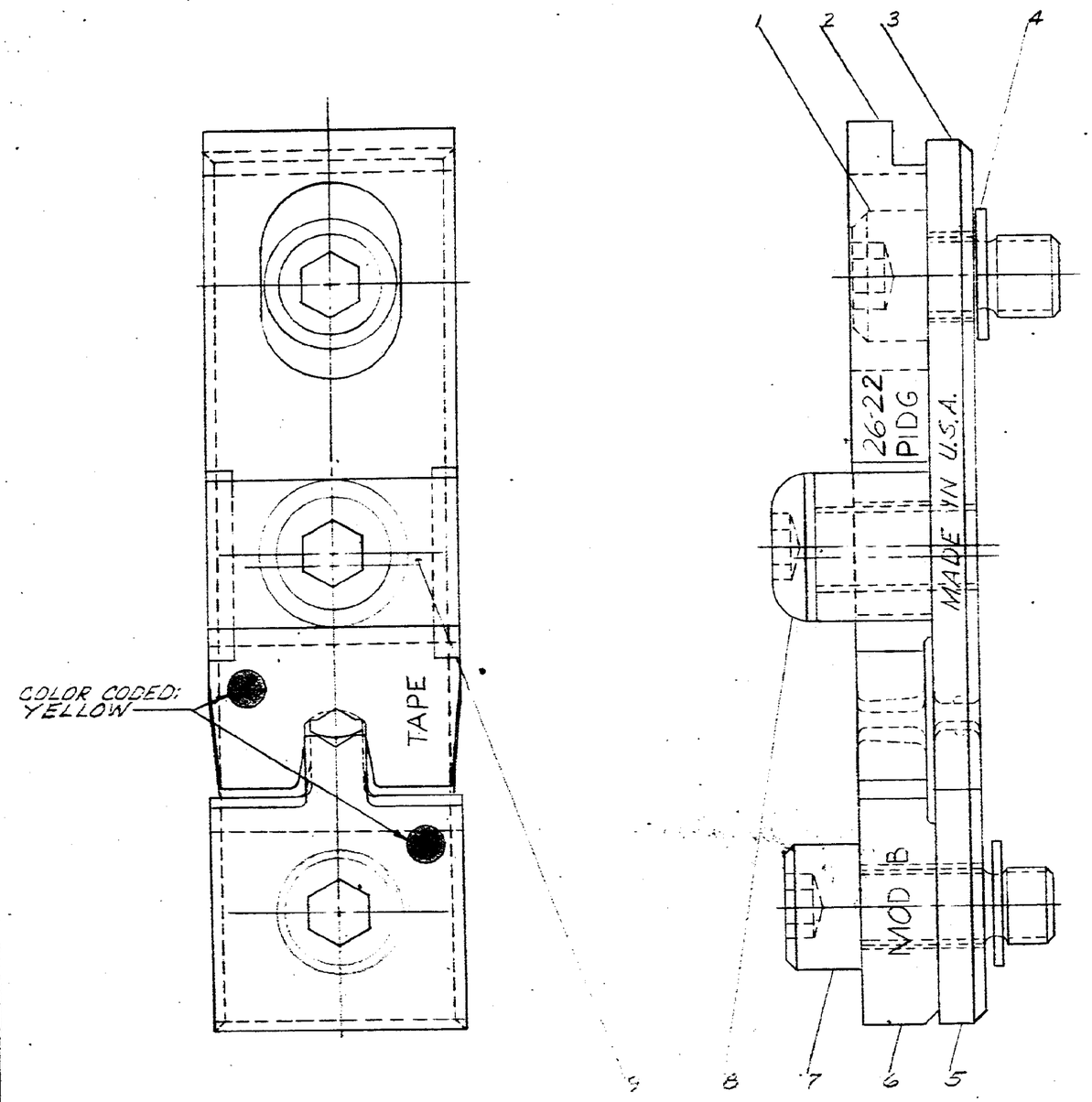

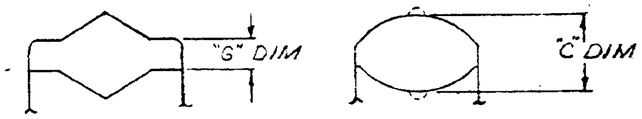

ENLARGED VIEW OF CRIMPS

"G" DIM AT POST #1		"C" DIM	
GO	NO GO	GO	NO GO
.030	.050	.063	.069

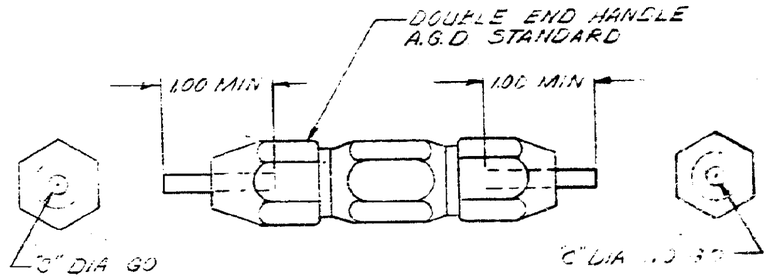

SUGGESTED PLUG GAGE FOR C DIM BARREL CRIMP

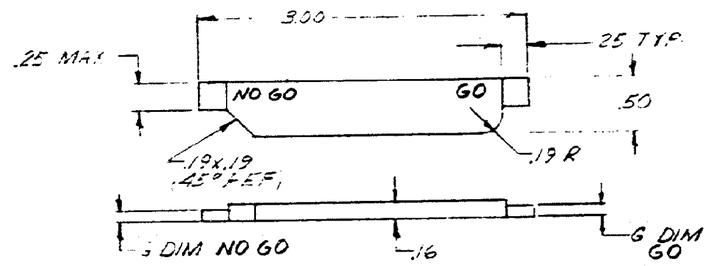

SUGGESTED PLUG GAGE FOR G DIM INSULATION CRIMP

SUPERSEDED BY IS-2423

ITEM NO.	NUMBER	NAME	REMARKS
9	307275-1	SADDLE	
8	2-59577-7	SCREW (10-32 UNF-3A X .390 LONG)	
7	59781-7	SCREW - SPECIAL	
6	1-59619-5	ANVIL - INSULATION	
5	2-59615-0	ANVIL	
4	1-21046-3	RING - RETAINING	
3	59782-2	INDENTER	
2	307285-3	INDENTER - INSULATION	
1	59781-4	SCREW - SPECIAL	

REQUIRED PER ASSEMBLY

DESCRIPTION

©1969 BY AMP INCORPORATED. ALL RIGHTS RESERVED. AMP PRODUCTS COVERED BY PATENTS AND/OR PATENTS PENDING.

CUSTOMER COPY REFERENCE ONLY

DR B. Shenfeld 11-25-69

CHK 12-1-69

DE

APP 12-1-69

MATERIAL AND FINISH

WIRE - RANGE - INSULATION 26-22

TOLERANCE EXCEPT AS NOTED ± .015 ± 1° 0'

SCALE 4-1

AMP INCORPORATED HARRISBURG, PENNA

USED ON 69875

TYPE "C" PIDG

LOC M C NO. 69877 REV B-1

NAME DIE ASSEMBLY MOD B

SUPD BY IS 2423 — 7-28-71

REVISED — 11-25-69

DIMENSIONS IN INCHES. DO NOT SCALE PRINT.