

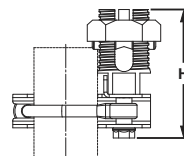
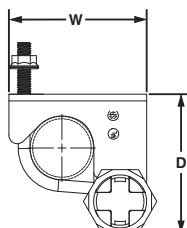


PATENTED

Access Floor Grounding Clamps



Installed on Pedestal



- Bond mesh common bonding network (MCBN) conductors to each other and bond the access floor pedestals to the conductors
- Specifically designed to bond perpendicular MCBN conductors per TIA-942 and TIA-607-B

- Bond to the pedestal with a single bolt to simplify installation
- Accommodate conductors from #6 – 1/0 AWG, minimizes inventory requirements
- Bond round and square access floor pedestals for greater flexibility

Part Number	Round Pedestal In.	Square Pedestal In.	MCBN Conductor Size Range AWG	Figure Dimensions In.			Tightening Torque In. – Lbs.		Std. Pkg. Qty.	Std. Ctn. Qty.
				D	W	H	Conductor	Clamp		
GPQC07-1/0	3/4 – 7/8	—	#6 SOL – 1/0 STR	4.25	3.38	3.19	385	150	1	10
GPQC10-1/0	1 – 1 1/8	7/8	#6 SOL – 1/0 STR	4.19	3.38	3.19	385	150	1	10
GPQC12-1/0	1 1/4	—	#6 SOL – 1/0 STR	4.53	3.44	3.19	385	150	1	10
GPQC15-1/0	1 1/2	—	#6 SOL – 1/0 STR	4.47	3.44	3.19	385	150	1	10
GPQC17-1/0	1 3/4	—	#6 SOL – 1/0 STR	5.19	4.00	3.19	385	150	1	10
GPQC20-1/0	2	—	#6 SOL – 1/0 STR	5.06	4.00	3.19	385	150	1	10



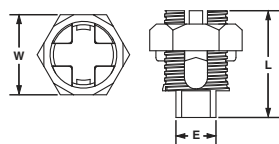
DB
RATED

Split Bolt Quad Clamp, Bronze



- Split bolt design allows easy insertion of perpendicular conductors speeding installation
- UL 467 Listed and CSA Certified for direct burial in earth or concrete
- UL Listed and CSA Certified for use up to 600 V and temperature rated 90°C

- Each clamp accepts up to two conductors for a high performance bond with faster installation
- Wide wire range-taking capability minimizes inventory requirements
- Made from high strength, electrolytic bronze to provide reliable grounding connections




Part Number	Conductor Size Range	Figure Dimensions In.			Tightening Torque In. – Lbs.	Std. Pkg. Qty.
		E	W	L		
SBQC1/0-X	#6-1/0 AWG	0.75	1.50	2.00	#6 – #4 AWG – 165 #3 – #1 AWG – 275 1/0 AWG – 385	10



Common Bonding Network (CBN) Jumper Kits

- Bond the rack or cabinet to the MCBN
- HTAPs, included in kits, require crimping tool and die; see the CT-930 crimping tool on page M.47, the CT-2930/L and CT-2930/LE crimping tools on page M.48 and the CD-930H-250 and CD-920H-2 crimping dies on page M.49

- HTAPs are UL Listed and CSA Certified for applications up to 600 V when crimped with Panduit and specified competitor crimping tools and Panduit crimping dies
- Engineered to comply with US and International grounding requirements



Part Number	MCBN Conductor Size AWG	Part Description	Std. Pkg. Qty.	Std. Ctn. Qty.
RGCBNJ660P22	HTCT2-2-1 #6 – #2 AWG	#6 AWG (16mm ²) jumper; 60" (1.52m) length; 45° bent lug on grounding strip side; provided with .16 oz. (5cc) of antioxidant, two each #12-24 x 1/2", M6 x 12mm, #10-32 x 1/2" and M5 x 12mm thread-forming screws and a copper compression HTAP* for connecting to the MCBN.	1	10
RGCBNJ660PY	HTCT250-2-1 #2 AWG – 250 kcmil		1	10

*HTAPs also sold separately, see pages M.41–M.42 of SA-NCCB51.