

1 2 3 4 5 6 7

A

A

B

B

C

C

D

D

E

E

F

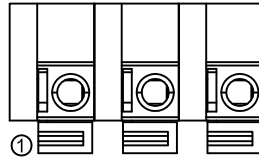
F

G

G

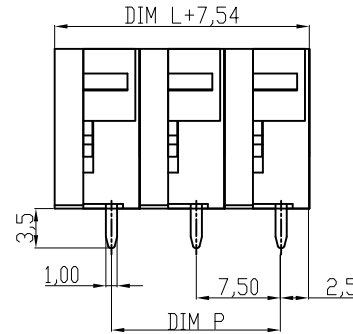
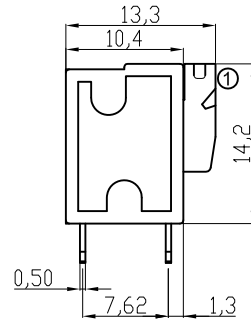
H

H



Material

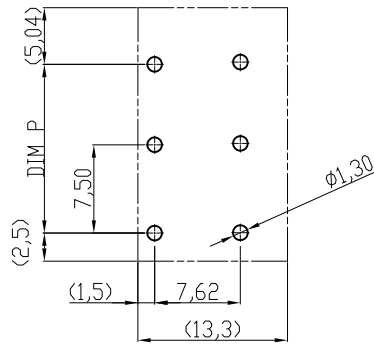
Terminal body(Contact pin): Brass
 Wire guard:Stainless steel
 Surface of Solder tail:Tin plated
 Terminal (housing): Thermoplastic (UL94V-0) ,
 GREEN(RAL6018/T)



Electrical

cULus/VDE

Voltage rating: 300VAC/450VAC
 Current rating: 10A/10A
 Wire range: 0.75-1.5mm²
 Solid wire(AWG): 14-24
 Stranded wire(AWG): 14-24
 Pull force:
 Screw:
 Wire strip length: 9-10mm
 Withstanding Voltage: 1.6KV/2.5KV
 Operating temperature: -40°C to +115°C
 Soldering temperature: 250°C±10°C/5 Sec
 Safety Approval:



RECOMMENDER PCB LAYOUT

DIMENSION

L	Nx7,5
P	(N-1)x7,5

N=Number of poles

Poles	Tolerance	
	DIM L	DIM P
2p-6p	±0.15	±0.10
7p-12p	±0.20	±0.20
13p-18p	±0.30	±0.25
19p-24p	±0.40	±0.30

RoHS compliant

Unit: mm

Scale	Free				Date	Name	Customer-No.
TOLERANCE					Drawn	19.04.2010	Alex
X.	±0.50				Approved	16.04.2013	Amy
X.X	±0.30						
X.XX	±0.10						
DIM	TOL						
X.°	±1°	①	Update	16.04.2013	Amy		
		②	Drawn	19.04.2010	Alex		
Angle	TOL	Id.	Modification	Date	Name	Replace	Sheet

ASSMANN WSW-No.
A-TB750-HAxxV

Drawing-No.
ASS 4120 CO rev01

1 2 3 4 5 6 7